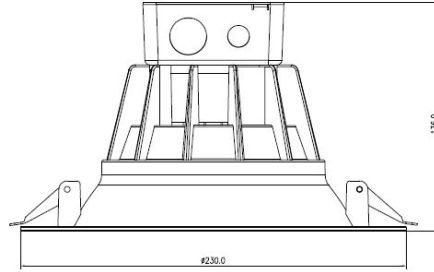


Advance LED Lights

8 INCH RECESSED LED DOWN LIGHT



D528-KT-XX-XXXX



Size : Φ 230x136mm(7.72x5.25")

Characteristics

Item Number	D528-KT-XX-XXXX
Description	8" LED Down Light
Voltage	110-277V AC
Power	30W
Dimmable	Yes(at 120v)
LED Type	SMD2835
CRI	> 90/80
Lumens	2650 lms
Color	5000K
Life time	50,000 hours
Certificate	ETL,Energy Star,FCC,Lighting Facts,LM79,LM80

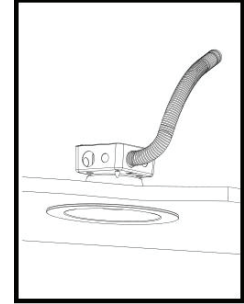
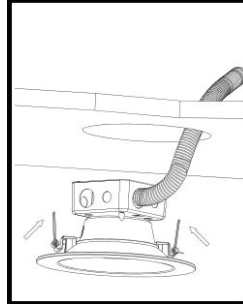
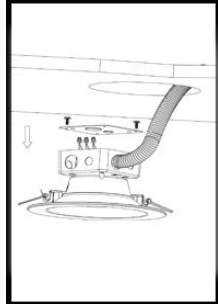
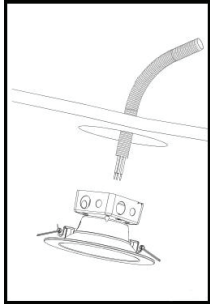
Features

- Energy efficient: save up to 80% in energy costs
- High lumen output
- Mercury-free
- Instant-on light
- Wet location
- 50,000 hours lifetime
- CCT:2700-5000K
- 5 years manufacturer warranty

Application



Easy to Install in 4 Easy Steps:



1. Shut off power before installation, Cut a corresponding hole in the ceiling. When running the supply wires, allow an additional 18 in. of wire at each installation in order to make the electrical connections on the room side of the ceiling hole
2. Remove the Junction Box Screw(s) holding the Junction Box Cover. Pass the supply wire(s) through the appropriate knockout hole on Junction Box. Make the electrical connections to fit inside Junction Box following the ELECTRICAL CONNECTIONS. Make sure all connections are secure, tuck all wires inside Junction Box and reinstall Junction Box Cover using Junction Box Screws
3. Press the top portion of the Remodel Clips against the side of the Housing Assembly.
4. Push the Housing Assembly with the top side of the Remodel Clips through the hole until tight. Continue to push the Housing Assembly until the fixture snaps into place with the trim tight against the ceiling surface.

Packaging

Size	Carton Size	Pcs/CTN	N.W.	G.W.
8"	48x45.5x25.5cm/18.90x17.92x10.04"	6	7kgs/15.44lb	9kgs/19.85 lb

